

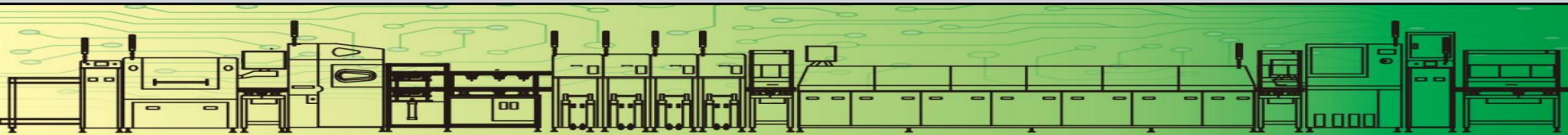


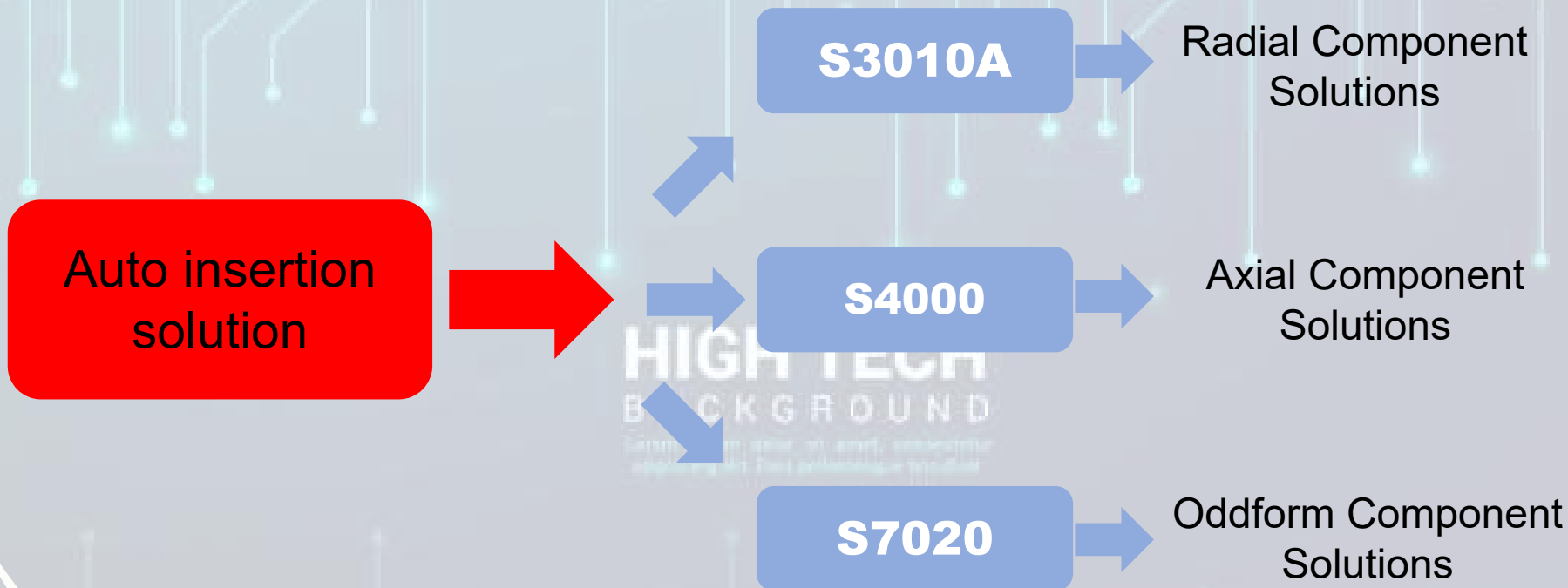
Southern Machinery 2023 Catalog:

1. Auto insertion solution 01
2. Auto mounting solution 05
3. Production line peripheral equipment solutions 09
4. Accessories 15
5. Services 19
6. About us 20

*Support customized solutions.

*To provide professional solutions of AI/SMT and SMT peripheral equipment and machine accessories.





S3010A



- Fully **automatic** insertion
- **Easy** programming
- **Easy** operate(1 person can operate 4 machines at the same time)

Component Range:



Resistor
Capacitor



Ceramic
Capacitor



Film
Capacitor



Floating
Resistance



LED



Triode



Filter



Connector



Resistor
Network



Resistance

- **Wide range of applications, can insert 20 kinds of components at the same time.**

Dimension: 1700X1600X1800mm
 PCB size: 400X380mm
 Component span: 2.5/3/3.5/5/7.5/10/15mm

Efficiency = 12000CPH(with Clinch) ≥ 8-10 workers

Video Link: https://youtu.be/Y6v_U97S_Ho

www.SMThehelp.com

www.smthelp.com

S4000



Dimension: 1700X1500X1800mm
 PCB size: 320X360mm
 Component span: 5-20mm



- Can be inserted in **various angles**
- **Easy** programming
- **Easy** operate (1 person can operate 4 machines at the same time)

Component Range:

Inductors	Resistors	Capacitors	Jumper Wire	Diodes
				
				
				

- **Wide range of applications, can insert 20 kinds of components at the same time.**

Efficiency = 13000CPH(with Clinch) ≥ 10 workers

Video Link: <https://youtu.be/1YGdj1jnDOY>

S7020



Dimension: 1400X1000X1600mm
 PCB size: 350X300mm
 Four heads design



Electric
Catch



Air Grab




Nozzle



Four heads
design

- **Supports multiple grippers to grab multiple oddform components**



Bowl feeder




Reel feeder



Reel feeder

- **Support various types of feeders, both bulk and braided components are available**
- **Four heads design, extreme efficiency improvement**

Component Range:




Terminal



Eyelet



Pin



Tack Switch


- **Wide range of applications, can insert 4 kinds of oddform components at the same time.**

Efficiency = 6500CPH(with Clinch) ≥ 7 workers

Video Link: <https://youtu.be/KMk6hHi3V-8>

www.smothelp.com

Auto mounting
solution



HIGH TECH
BACKGROUND

S-600SV



Normal LED
Solutions

S-530SV



Long board LED
Solutions

S-V8




Lens Solutions

S-600SV




- **Eight heads design**, extreme efficiency improvement



- Support **20 standard feeders**, which can support the mount of **20 different components** at the same time

Component Range:



- **0603~5050~7474**, high-power LED, IC<10mm
- **Chip accuracy: ±0.05mm**

Efficiency = 40000CPH ≥ 20 workers

S-530SV



- **Eight heads design**, extreme efficiency improvement



- **Marble platform**, can process long LED boards with a length of **1.5 meters**



- **0603~5050~7474**, high-power LED, IC<10mm
- **Mechanical Precision: $\pm 0.02\text{mm}$**
- **Zoom: ROI ≤ 6 Mons**

LED Efficiency = 45000 CPH \geq 23 workers

Dimension: 2000X1250X1400mm
 PCB size: 1500X400mm
 Eight heads design

S-V8



- **Eight heads design**, extreme efficiency improvement



- **Marble platform**, can process long LED boards with a length of **1.2 meters**

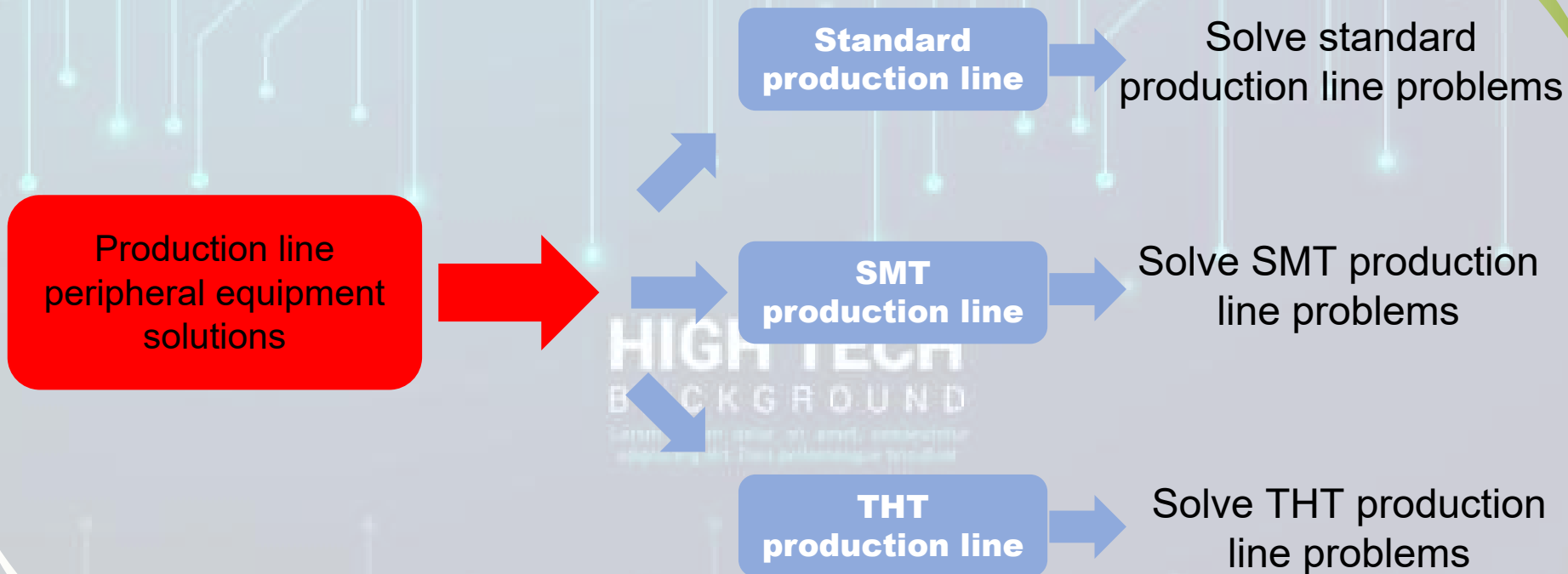


- **Lens can be mounted**

- **Highest precision**
- **Placement accuracy: $\pm 0.03\text{mm}$**
- **Stable placement of 0603 chips**

LED Efficiency = 40000 CPH \geq 20 workers

Lens Efficiency = 18000 CPH \geq 15 workers



Standard production line



Loader

SLD390

1800*909*1250mm

This unit is used for loading of PCBs



Unoader

SULD390

2660*909*1250mm

This unit is used for unloading of PCBs



Buffer

SBM390

1550*1550*1205mm

This device used for receiving NG board or memory board



Conveyor

S-460D

500*786*900mm

This device is equivalent to SMD machine or operator testing station of PCBA equipment



Gate loader

SLC-400WN

1300*570*1050mm

This device is necessary for channel production line



Intelligent reel rack

SIS7000A

2120*400*1890mm

This device is used for storage of 7" reels; 13", 15" of model is **SIS4000A**.

***The above equipment can be customized**

***Welcome to consult: jack@smthelp.com**

www.smthelp.com

Standard production line



Loader

SLD390

1800*909*1250mm

This unit is used for loading of PCBs

Unoader

SULD390

2660*909*1250mm

This unit is used for unloading of PCBs

Buffer

SBM390

1550*1550*1205mm

This device used for receiving NG board or memory board

Conveyor

S-460D

500*786*900mm

This device is equivalent to SMD machine or operator testing station of PCBA equipment

Gate loader

SLC-400WN

1300*570*1050mm

This device is necessary for channel production line

Intelligent reel rack

SIS7000A

2120*400*1890mm

This device is used for storage of 7" reels; 13", 15" of model is **SIS4000A**.

***The above equipment can be customized**

***Welcome to consult: jack@smthelp.com**

www.smthelp.com

www.smthelp.com

Standard production line



NG/OK unloader

SNL390

2160*1760*1250mm

This unit is used for automatic loading operation of double-sided boards and transceiver board

Inverter/Flipper

S-K390

550*780*1200mm

This unit is used to invert PCBs(180°) for 'double-sided' process

Turning Conveyor

SCN330

580*643*1200mm

This unit is used to redirect PCBs flow into different channels in a production line(90°, 180°, 270°)

Cleaning Machine

SHQ460

500*700*1195mm

This machine is used into the remove the PCB surface dirty, elimination of static electricity

Translational Conveyor

SPD460

600*W*1050mm

This unit is used to redirect PCBs flow into different channels in a production line

***The above equipment can be customized**

***Welcome to consult: jack@smthelp.com**

www.smthelp.com

SMT production line



Solder Paste Mixer

S-SPM01

440*440*550mm

This devie is used to mix the solder paste

Semi-Auto Screen Printer

SP-1200

900*900*1650mm

This equipment is used to print solder paste on PCB

Stencil Clean Machine

S-1688

900*700*1730mm

This equipment is used to clean the stencil(750X736X40mm)

AOI

S-H680

980*960*1600mm

This equipment is used to detect common defects encountered in pcb (400*360mm)production

Reflow Oven

S-6600

3600*720*1250mm

This machine is used in reflow soldering process(6 temperature zone,other options are also available)

More model options for Reflow Oven and Screen Printer

***Welcome to consult: jack@smthelp.com**

www.smthelp.com

THT production line



**PCBA Cleaning
Machine**

SME5600

1300*1200*1850mm

This machine is used
to clean the
PCB(560*550mm)



Solder unloader

S-UB460W

1200*730*1250mm

This unit is used to the
transmission of the PCBs of
Wave soldering inlet



Solder Robot

S-B400

650*600*720mm

This equipment is
used for automatic
soldering PCB(4 axis)



**BGA Rework
Station**

SDS-900

970*700*1400mm

The equipment can be used
for PCB repair (PCB size is
630*610mm)



**Wave Soldering
Machine**

S-WS350B

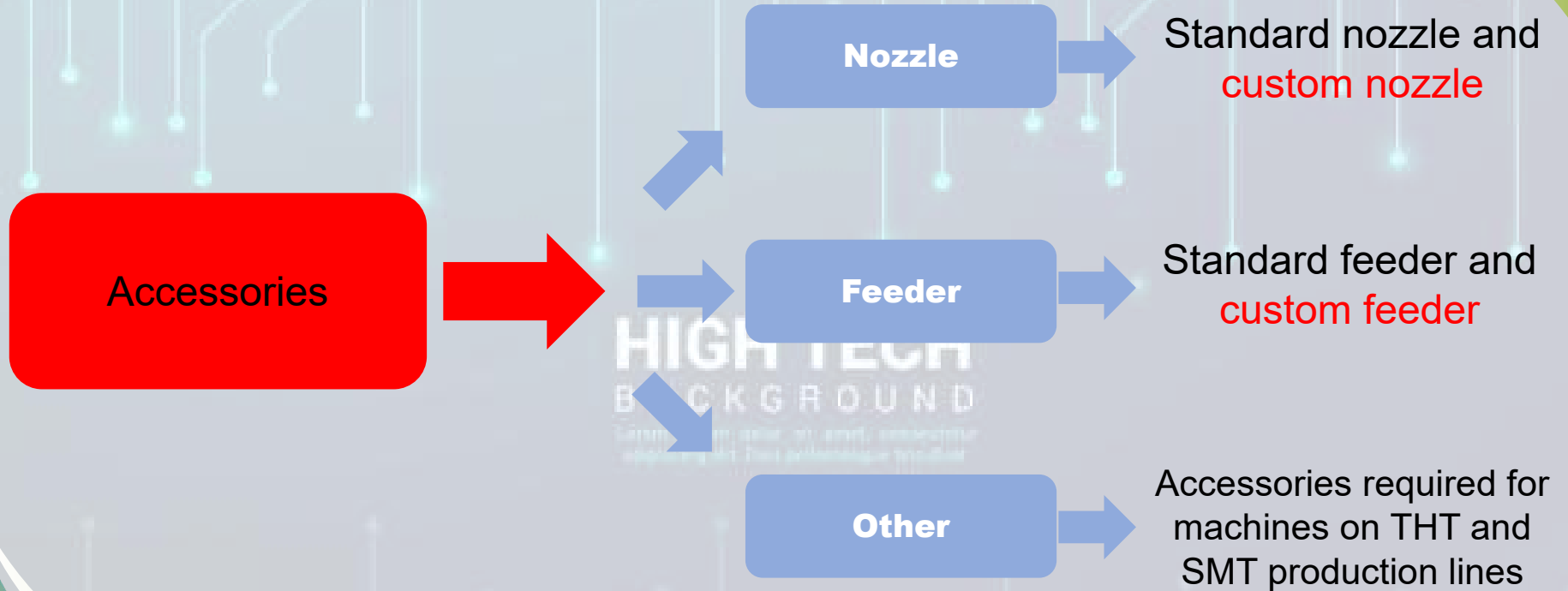
3500*1400*1650mm

This machine is used
for wave soldering
process

More model options for the above machines

***Welcome to consult: jack@smthelp.com**

www.smthelp.com



Nozzle



Custom Nozzle



Yamaha YG200



HA099



FUJI XP142/143



CN 110



FUJI NXT/H08M 0.7



FUJI NXT/H04 10.0

In addition to the above nozzles, there are more types of nozzles(**customizable**)


*Welcome to consult: jack@smthelp.com

www.smthelp.com

Feeder



Label Feeder



Vibration Feeder



Radial and Axial Feeder



Tube Feeder



Solder Feeder



In addition to the above feeders, there are more types of feeders(**customizable**)

*Welcome to consult: jack@smthelp.com

www.smthelp.com

Other



Spare parts of machines
on PCBA production line



Various **facilities** on the
PCBA production line



Various **consumables**
on PCBA production line



To know more information

*Welcome to consult: jack@smthelp.com

www.smthelp.com

Services

- **Free proofing** service;
- **Free technical consulting** service;
- **Free customized solutions** for customers;
- **Free freight guidance** for customers;
- **Free** after-sales service, including **machine installation and machine training**.

Notice: The above services are free

*Welcome to consult: jack@smthelp.com

www.smthelp.com

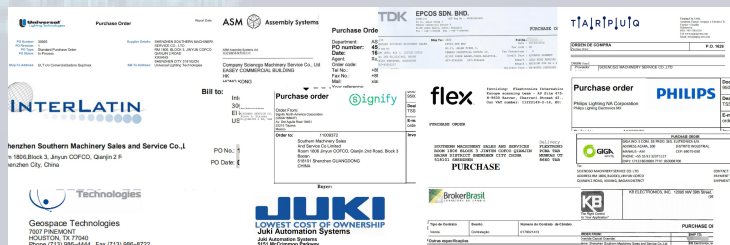
About us

With more than **20 years** of SMT experience, continuously improve product quality, **product quality is outstanding**



Has an independent manufacturing plant and design team, with **independent production and research and development capabilities**

We have cooperated with many high-quality customers, and **the brand is trustworthy**



Please visit

www.smthelp.com

Find us more

<https://www.facebook.com/autoinsertion>

Know more our team

<https://cn.linkedin.com/in/smtsupplier>

Welcome to our factory in Shenzhen China

See more machine working video, please Youtube

[Auto Insertion](#)

Google

Auto+insertion, to get more informations

Looking forward to your email

info@smthelp.com